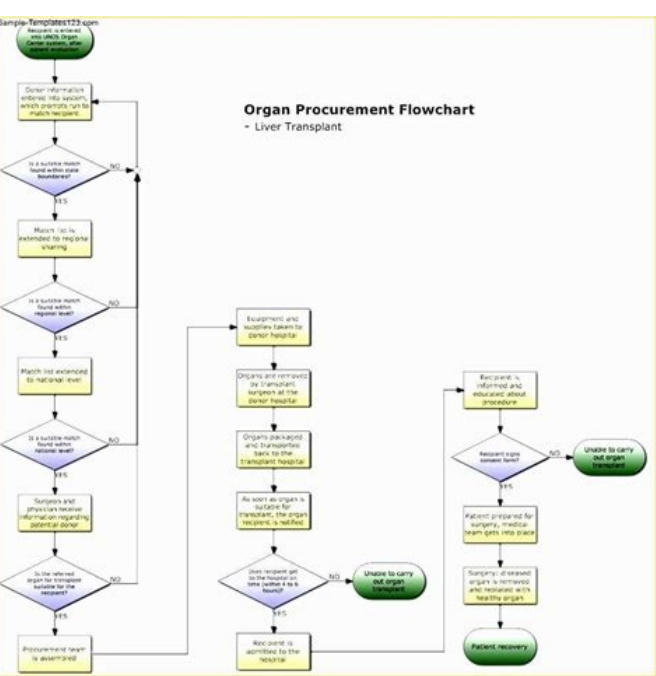
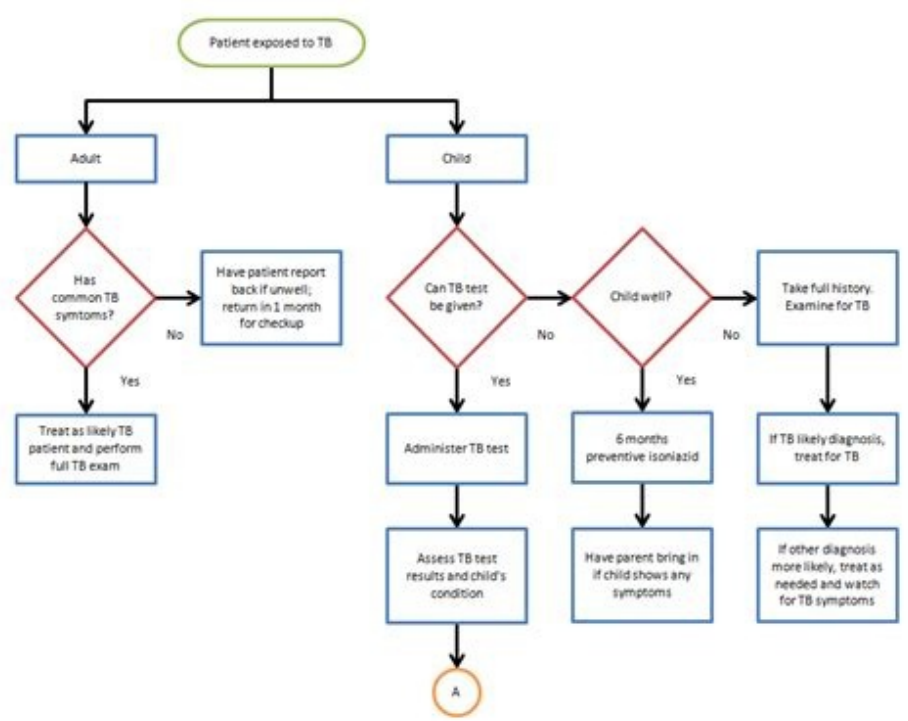
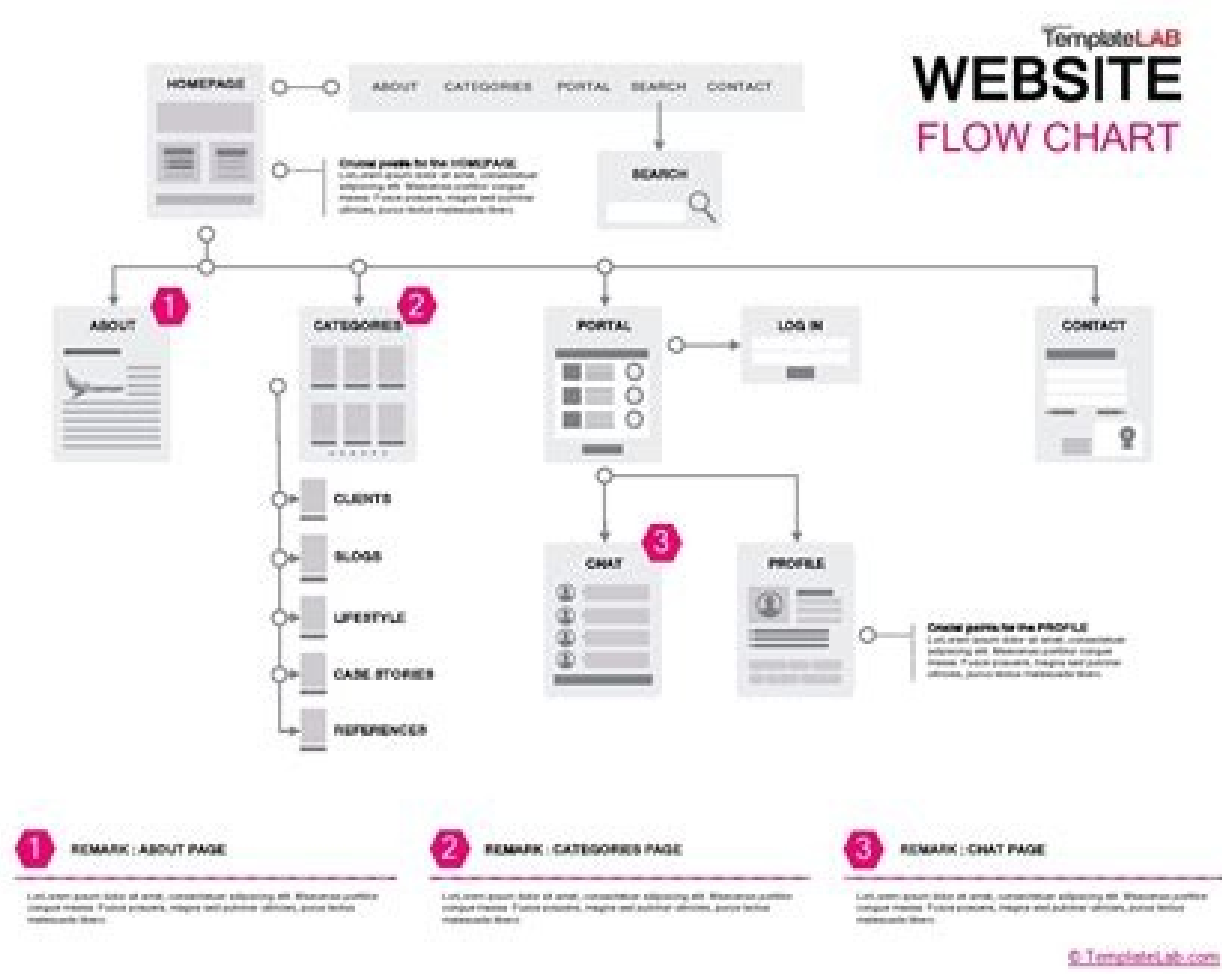
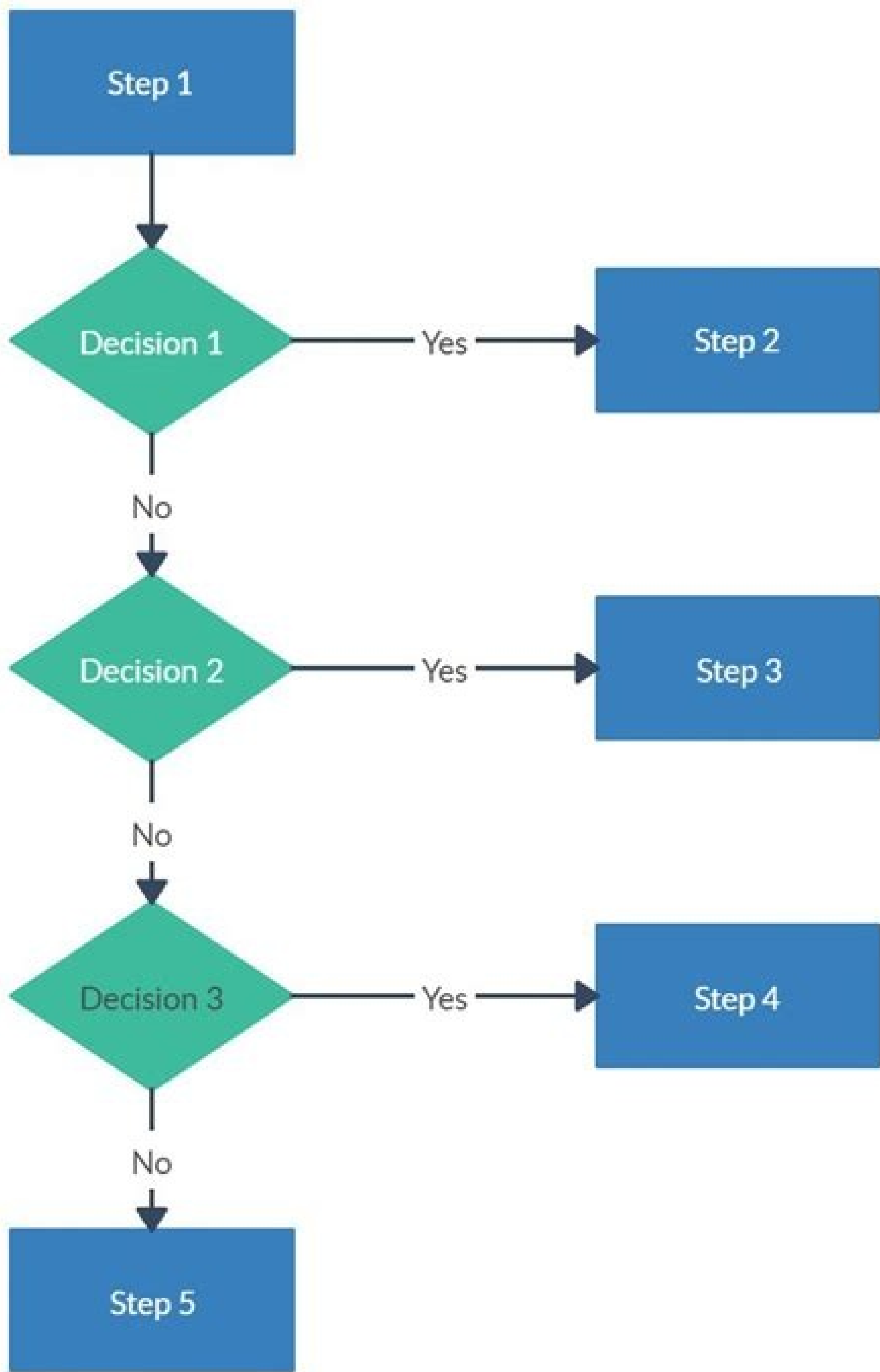


I'm not robot!











a little flowchart as you enter your steps for any process. People understand things in different ways and a lot of our staff like that they can get a visual concept immediately.” SweetProcess saved these professionals and it can save your business too. You can get started with a 14-day free trial of SweetProcess to create and manage your company’s procedures and processes using a flowchart. Flowchart templates help you visualize your work process from a single document. When this is done, all the stakeholders in your organization will easily understand the workflow, identify unnecessary steps to remove and the ones to improve. Now that remote work is rapidly gaining popularity, using flowcharts is a great way to reduce meetings in teams. Instead of spending long hours with your team members to explain how your procedures and processes work, you can provide a simple, visual technique for team members to grasp what they should do next in a step-by-step manner. Click here to download the flowchart templates relevant to your industry and business. 5 Essential Steps To Getting a Task Out of Your Head and Into a System So You Can Scale and Grow Your Business!

25/03/2022 · 2. Swim Lane Flowchart Template. Download this Template. The swim lane flowchart template is designed for dividing up the steps of a process into different sectors. For your business, these different sectors could be time periods, teams, employees, or ... Free Download Flowchart Templates Online. View flowchart templates gallery of basic flowcharts, workflow diagrams, cross-functional flowcharts, BPMN, data flow diagrams. Through the sharing community, you can either upload and share your creative flowchart designs or explore suitable templates for personal use. Try It Now Buy Now. 12/12/2018 · Open Microsoft PowerPoint. Select the Insert tab at the top of the screen in the Illustrations Group, and select SmartArt. In the SmartArt Gallery, click the Process tab. Here, you will find a large quantity of flowchart templates. Select the SmartArt process template that suits you, and insert it into the PowerPoint. 25/04/2018 · Horizontal Org Chart Template- Word. Process-focused organizations typically use a horizontal org chart to show the flow of work on a product or service as it moves through the process from one person to the next. Use this template to identify areas for improvement by following your company’s linear process. Simply fill in the space provided ... 26/01/2022 · 57 Free Flowchart Templates for Word, PowerPoint, Excel, and Google Docs. Featured Bonus Content: Download 57 Flow Chart Templates for FREE! Click Here To Download It. To improve efficiency in your organization, all team members and employees must be on the same page regarding your company’s procedures and processes. 10/05/2009 · 3. Add some text to your boxes. Right-Click a shape and Select Add Te x t. Then just enter it in and format accordingly. 4. Now to add some lines to make your chart flow, there’s a ... Tips 1: if you check the box of Save Thumbnail in the Save as dialog box, you will see the preview of your template in My Templates.... Tips 2: If you like, you can modify the template location. Within Ribbon interface: 1) File > Word Options > Advanced. 2) Under the General section select File Locations and browse to choose your location. 25/04/2018 · Horizontal Org Chart Template- Word. Process-focused organizations typically use a horizontal org chart to show the flow of work on a product or service as it moves through the process from one person to the next. Use this template to identify areas for improvement by following your company’s linear process. Simply fill in the space provided ... 31/05/2021 · Step 2. Draw rectangular shapes. Under the “Insert” tab, select the shapes dropdown and draw some rounded rectangles in the general areas where our question points will go. Step 2: Draw a bunch of boxes. Even with copying and pasting shapes rather than drawing each new one, this step is time-consuming. 08/04/2020 · To make flowchart template word 2007 we need the following: Source: www.pinterest.com. Add a flowchart in word using smartart. To insert it, find insert tab on word ribbon and click it. Source: www.groovypost.com. Ad pc mag editor’s choice. Ad lucidchart’s flowchart software is quick & easy to use. Source: www.gutjob.k Choose a suitable template online or open a blank worksheet in Microsoft Word. When using Word, on the Insert tab, click “Shapes,” and on the bottom, click “New Drawing Canvas.”. You can then draw the symbols of your flow chart on the canvas using shapes from the Shapes list. Typically, a rectangular box represents process stages. 18/08/2021 · Description. This template uses basic shape objects and lines to create an org chart. To add photos, delete the placeholder image and go to Insert > Pictures, then resize and crop the image as needed. The template contains an ... Step #1: Know the purpose of your flowchart. Step #2: Start with a template. Step #3: Add shapes and symbols. Step #4: Connect your shapes with lines and arrows. Step #5: Split paths or add decisions. Step #6: Customize your flowchart’s appearance. Flowchart Templates Organizational Flow Chart Template Word, by:visme.co. 6 best of free printable organizational chart how to make a flow chart in microsoft word 2007 15 free church organizational chart templates word how to create an organization chart in word 2016 media plan flow chart template excel market research flowchart template flow chart free word excel ... 722+ FREE CHART Templates - Download Now Adobe PDF, Microsoft Word (DOC), Microsoft Excel (XLS), Adobe Photoshop (PSD), Google Docs, Microsoft PowerPoint (PPT), Apple (MAC) Pages, Google Sheets (Spreadsheets), Microsoft Publisher, Apple (MAC) Numbers, Adobe Illustrator (AI) 13+ Flowchart Examples for Beginners PDF. Step 2: Start adding shapes. Go to the “Insert” tab and click on either “SmartArt” or “Shapes.”. For SmartArt, those are a collection of pre-made shapes in a gallery. For shapes, you have an option of selecting what you want and inserting it into the document. 12/12/2018 · Open Microsoft PowerPoint. Select the Insert tab at the top of the screen in the Illustrations Group, and select SmartArt. In the SmartArt Gallery, click the Process tab. Here, you will find a large quantity of flowchart templates. Select the SmartArt process template that suits you, and insert it into the PowerPoint. Flow chart templates in Word is an easy way to create flow chart in Word. So creating a flowchart in Word is not that difficult. In order to create a flow chart in Word, you need to follow some simple steps. First and foremost, open a blank Word document. Now, add shapes to the document you opened. Tips 1: If you check the box of Save Thumbnail in the Save as dialog box, you will see the preview of your template in My Templates.... Tips 2: If you like, you can modify the template location. Within Ribbon interface: 1) File > Word Options > Advanced. 2) Under the General section select File Locations and browse to choose your location. Our Simple Flow Chart Templates in Word offer an easy flow design that makes it easy to tell any system, project, or a yes no decision. 722+ FREE CHART Templates - Download Now Adobe PDF, Microsoft Word (DOC), Microsoft Excel (XLS), Adobe Photoshop (PSD), Google Docs, Microsoft PowerPoint (PPT), Apple (MAC) Pages, Google Sheets (Spreadsheets ... A process flow chart template uses symbols and diagrams to depict complex processes from start to finish. Just enter your process data to the Excel flowchart template, then export to automatically create the shapes and connectors that visually tell the story. A process mapping template is a helpful tool to study and refine processes to increase ... Here’s what you can do to draw a flowchart using Mockitt. Step 1: Start by registering for an account and verifying it to access the workspace. Login and create a project with your choice of template and device layout. Step 2: As the work screen opens ... Free Newsletter Template for Word 2007 and later. If you need to prepare or design a mailing in Word then you may Point rested to download a free newsletter Word template. This is a free example that you can download from Office website as a Word newsletter template and customize for your own personal needs. This template for Word lets you make ...

2022-03-25T03:03:00.000Z

2022-03-25T03:03:00.000Z

2022-03-25T03:03:00.000Z

2022-03-25T03:03:00.000Z

2022-03-25T03:03:00.000Z

2022-03-25T03:03:00.000Z

2022-03-25T03:03:00.000Z

2022-03-25T03:03:00.000Z

2022-03-25T03:03:00.000Z

2022-03-25T03:03:00.000Z

2022-03-25T03:03:00.000Z

2022-03-25T03:03:00.000Z

2022-03-25T03:03:00.000Z

2022-03-25T03:03:00.000Z

2022-03-25T03:03:00.000Z

2022-03-25T03:03:00.000Z

2022-03-25T03:03:00.000Z

2022-03-25T03:03:00.000Z

2022-03-25T03:03:00.000Z

2022-03-25T03:03:00.000Z

2022-03-25T03:03:00.000Z

2022-03-25T03:03:00.000Z

2022-03-25T03:03:00.000Z

2022-03-25T03:03:00.000Z

2022-03-25T03:03:00.000Z

2022-03-25T03:03:00.000Z

2022-03-25T03:03:00.000Z

2022-03-25T03:03:00.000Z

2022-03-25T03:03:00.000Z

2022-03-25T03:03:00.000Z

2022-03-25T03:03:00.000Z

2022-03-25T03:03:00.000Z

2022-03-25T03:03:00.000Z

2022-03-25T03:03:00.000Z

2022-03-25T03:03:00.000Z

2022-03-25T03:03:00.000Z

2022-03-25T03:03:00.000Z

2022-03-25T03:03:00.000Z

2022-03-25T03:03:00.000Z

2022-03-25T03:03:00.000Z

2022-03-25T03:03:00.000Z

2022-03-25T03:03:00.000Z

2022-03-25T03:03:00.000Z

2022-03-25T03:03:00.000Z

2022-03-25T03:03:00.000Z

2022-03-25T03:03:00.000Z

2022-03-25T03:03:00.000Z

2022-03-25T03:03:00.000Z

2022-03-25T03:03:00.000Z

2022-03-25T03:03:00.000Z

2022-03-25T03:03:00.000Z

2022-03-25T03:03:00.000Z

2022-03-25T03:03:00.000Z

2022-03-25T03:03:00.000Z

2022-03-25T03:03:00.000Z

2022-03-25T03:03:00.000Z

2022-03-25T03:03:00.000Z

2022-03-25T03:03:00.000Z

2022-03-25T03:03:00.000Z

2022-03-25T03:03:00.000Z

2022-03-25T03:03:00.000Z

2022-03-25T03:03:00.000Z

2022-03-25T03:03:00.000Z

2022-03-25T03:03:00.000Z

2022-03-25T03:03:00.000Z

2022-03-25T03:03:00.000Z

2022-03-25T03:03:00.000Z

2022-03-25T03:03:00.000Z

2022-03-25T03:03:00.000Z

2022-03-25T03:03:00.000Z

2022-03-25T03:03:00.000Z

2022-03-25T03:03:00.000Z

2022-03-25T03:03:00.000Z

2022-03-25T03:03:00.000Z

2022-03-25T03:03:00.000Z

2022-03-25T03:03:00.000Z

2022-03-25T03:03:00.000Z

2022-03-25T03:03:00.000Z

2022-03-25T03:03:00.000Z

2022-03-25T03:03:00.000Z

2022-03-25T03:03:00.000Z

2022-03-25T03:03:00.000Z

2022-03-25T03:03:00.000Z

2022-03-25T03:03:00.000Z

2022-03-25T03:03:00.000Z

2022-03-25T03:03:00.000Z

2022-03-25T03:03:00.000Z

2022-03-25T03:03:00.000Z

2022-03-25T03:03:00.000Z

2022-03-25T03:03:00.000Z

2022-03-25T03:03:00.000Z

2022-03-25T03:03:00.000Z

2022-03-25T03:03:00.000Z

2022-03-25T03:03:00.000Z

2022-03-25T03:03:00.000Z

2022-03-25T03:03:00.000Z

2022-03-25T03:03:00.000Z

2022-03-25T03:03:00.000Z